



## Henderson Sectional Overhead Doors

### Applications

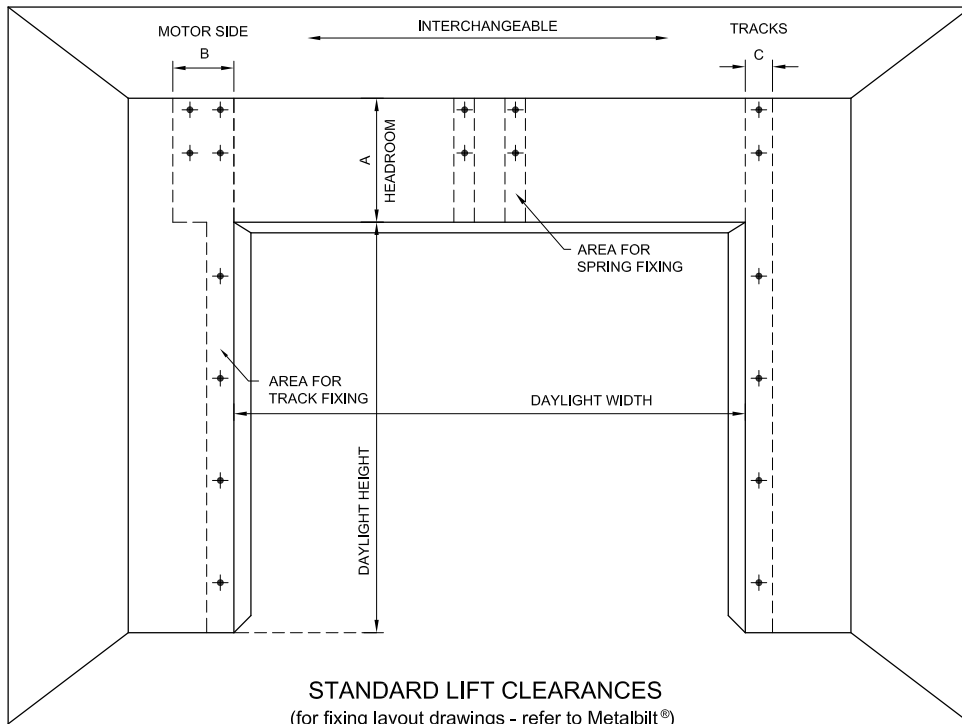
Fire stations, ambulance bays, bus depots, service stations, schools, architectural homes, warehouses, cool stores, industrial buildings and large commercial openings.

### Features

- Aluminium Panoramic doors provide clear vision
- Weather / noise-tight closure provided by wedge action of tracks
- Adjustable rollers provide rattle proof doors
- Quick, easy opening provided by spring balance action system
- Door balances in any position
- Door cladding can be chosen from a range of options including glass, Colorsteel, aluminium, timber, mesh, stainless steel and louvers
- Operated manually, handchain or motorised
- Doors are custom made to fit the size of opening
- Sales Asia Oceania wide
- Branches in Auckland, Wellington and Christchurch

*55 years of manufacturing experience and continuous refinement.  
Service and repairs, 24 hours a day, on all makes of commercial doors.*

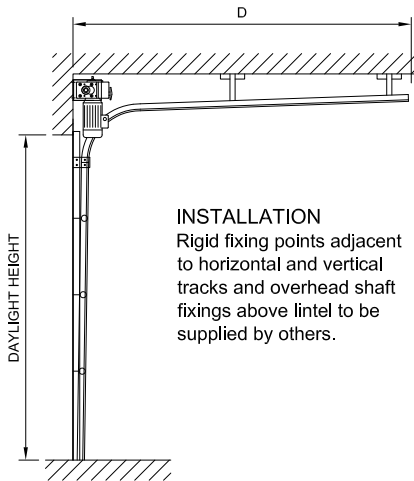
# Henderson Sectional Overhead Doors – Specifications



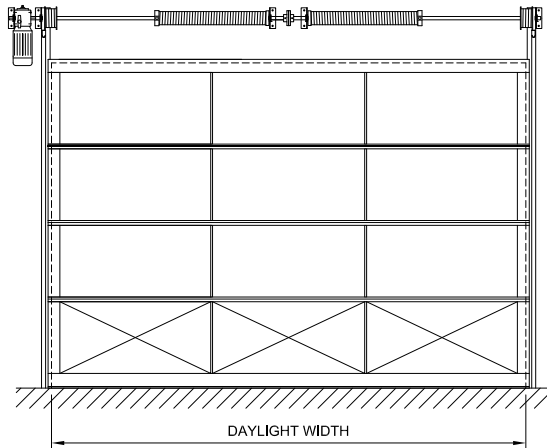
**STANDARD LIFT CLEARANCES**  
(for fixing layout drawings - refer to Metalbilt®)

DOOR CONSTRUCTION	MAX OPENING SIZE			HEADROOM	SIDEROOM MOTOR	SIDEROOM TRACKS	PROJECTION
	WIDTH	HEIGHT	AREA	A	B	C	D
STEEL FRAME	8.0m	6.1m	42m <sup>2</sup>	450mm	350mm	127mm	DLH + 500mm
PANORAMIC	6.1m	5.0m	22m <sup>2</sup>	450mm	350mm	127mm	DLH + 500mm

Clearances and maximum sizes vary for other configuration options. Check with your nearest Metalbilt® branch for confirmation of clearances required for specific door sizes as requirements may vary depending on door weight.



SIDE ELEVATION



INSIDE ELEVATION

## DOOR PANELS

**1.** Panoramic extruded aluminium door sections provide maximum clear vision. These can be supplied with anodised or powdercoated frame sections and fitted with 4mm toughened glass as standard. The bottom leaf is fitted with aluminium infill panels.

**2.** Galvanised steel cold formed panel sections producing a flush outside face reinforced with ribs. Meeting rails have rebated type weather joints to act as interlocking struts full length of sections. Powder coating to standard colours available. Vision panels can be included.

**3.** Security mesh doors provide a large area of ventilation as well as visibility. These are ideal for carparks and loading bays. Anodised or powdercoat finishes available.

**4.** Architectural claddings, such as stainless steel, timber, alubond, insulated panels, acoustic panels, punched panels or roofing products can be used to create unique appearances.

## OPERATION

Manual push-up up to 4m high.

Chain hoist recommended over 3m high up to maximum height.

Three phase Jackshaft motorising with push-up or handchain override in event of power failure. Assemblies are supplied complete with reversing starter and limit switches. Door controllers to accept signals from a range of activation features are also available.

## CONFIGURATION OPTIONS

- Standard Lift
- Low Headroom (200mm)\*
- Lift Clear\*
- Follow-the-roof\*
- Full Vertical Lift\*

\*Refer to Metalbilt® for clearances and size limitations applying to these configurations.

**Standard doors meet the 5 year durability requirements of the N.Z.B.C. Details available on request.**

We reserve the right to alter specification without notice and without incurring obligation.

Contact details of your nearest Metalbilt® representative:

**Auckland**  
**Postal Address**  
 PO Box 71169 Rosebank  
 Auckland 1348 New Zealand  
**Street Address**  
 26 Timothy Place Avondale  
 Auckland 1026 New Zealand  
**Phone** 09 828 1167  
**Fax** 09 828 6358  
**Email** mbilt.auck@metalbilt.co.nz

**Christchurch**  
**Postal Address**  
 PO Box 6033 Upper Riccarton  
 Christchurch 8442 New Zealand  
**Street Address**  
 25 Baigent Way Middleton  
 Christchurch 8024 New Zealand  
**Phone** 03 338 2600  
**Fax** 03 338 4386  
**Email** mbilt.chch@metalbilt.co.nz

**Wellington**  
**Postal Address**  
 PO Box 38933 Wellington Mail Centre  
 Lower Hutt 5045 New Zealand  
**Street Address**  
 33 Marsden Street Melling  
 Lower Hutt 5010 New Zealand  
**Phone** 04 568 2933  
**Fax** 04 568 7337  
**Email** mbilt.well@metalbilt.co.nz

