



Metalbilt® Flush Panel Steel Doors and Frames

Applications

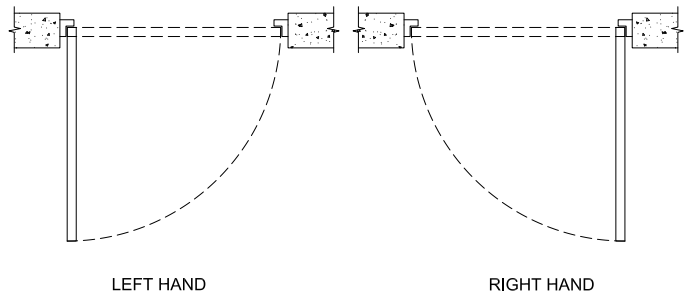
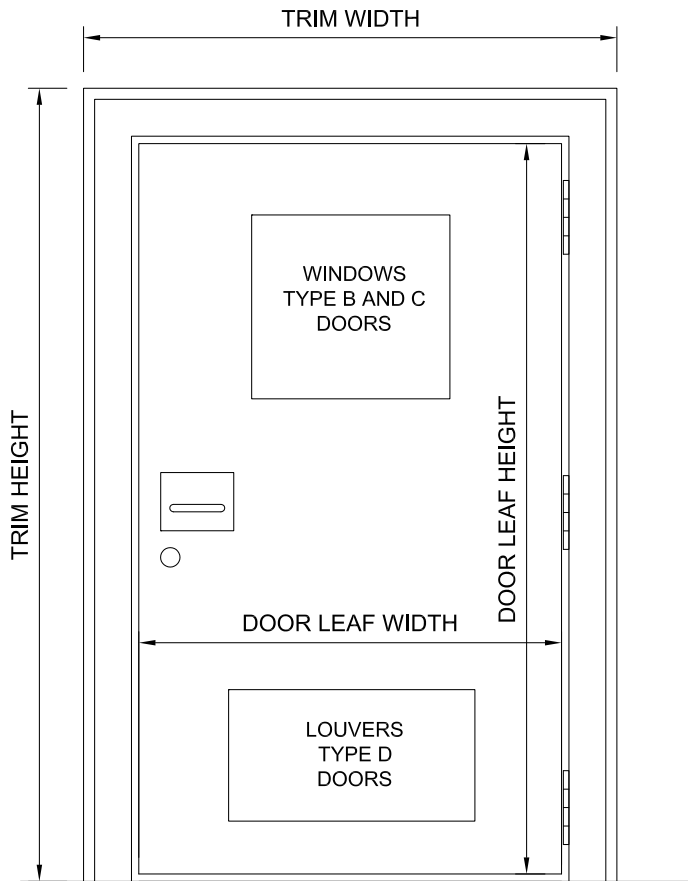
For commercial entrances, offices, record rooms, hotels. Metalbilt® Flush Panel Doors are custom engineered and fabricated in variations of size, with glass, panels or louvres as required.

Features

Metalbilt® pressed steel door frames have been carefully designed to suit local conditions and materials. They provide a concept for interior and exterior use which is permanent and attractive and will withstand considerable abuse.

*55 years of manufacturing experience and continuous refinement.
Service and repairs, 24 hours a day, on all makes of commercial doors.*

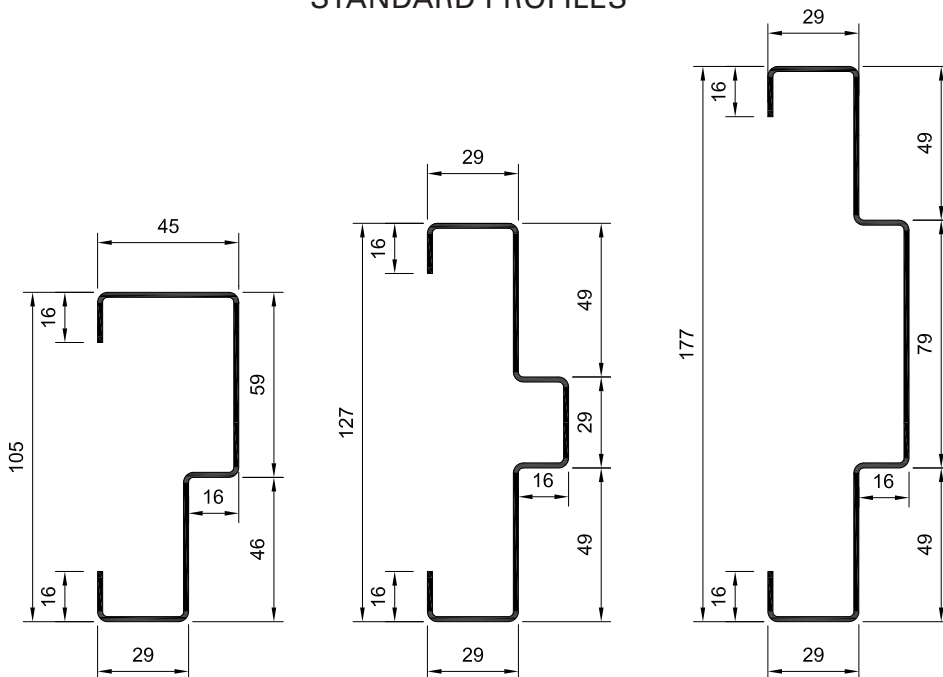
Metalbilt® Flush Panel Steel Doors and Frames – Specifications



STANDARD SIZES

Door Leaf Size	Trim Opening Size
1980 x 810	2022 x 882
1980 x 860	2022 x 932
1980 x 910	2022 x 982
Based on sill clearance of 10mm	

STANDARD PROFILES



Hardware

All hardware – locks, hinges, shootbolts, floor closer shoes, door hooks, door stops etc. – is supplied as required and precision fitted on robust backing plates built into the door.

Standard finish

A suitable primer applied in the factory or alternative finishes as required.

Door frame handing

When ordering add to the code the handing of the frame by adding LH or RH.

Finish

The frames are manufactured from zinc coated steel sheet, prime painted.

Standard doors meet the 5 year durability requirements of the N.Z.B.C. Details available on request.

We reserve the right to alter specification without notice and without incurring obligation.

Contact details of your nearest Metalbilt® representative:

Auckland
Postal Address
 PO Box 71169 Rosebank
 Auckland 1348 New Zealand
Street Address
 26 Timothy Place Avondale
 Auckland 1026 New Zealand
Phone 09 828 1167
Fax 09 828 6358
Email mbilt.auck@metalbilt.co.nz

Christchurch
Postal Address
 PO Box 6033 Upper Riccarton
 Christchurch 8442 New Zealand
Street Address
 25 Baigent Way Middleton
 Christchurch 8024 New Zealand
Phone 03 338 2600
Fax 03 338 4386
Email mbilt.chch@metalbilt.co.nz

Wellington
Postal Address
 PO Box 38933 Wellington Mail Centre
 Lower Hutt 5045 New Zealand
Street Address
 33 Marsden Street Melling
 Lower Hutt 5010 New Zealand
Phone 04 568 2933
Fax 04 568 7337
Email mbilt.well@metalbilt.co.nz



www.metalbilt.co.nz

NORFOLK
 INTEGRATED ENGINEERING